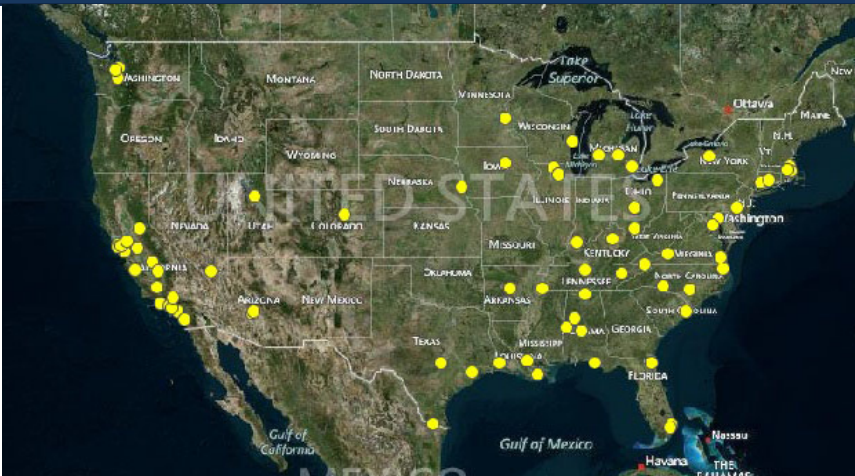


US SCHOOL SHOOTINGS: FIVE-YEAR ANALYSIS



For comments or questions, contact the JRIC by phone at (562) 345-1100 or e-mail jric@jric.org.

FOR FEEDBACK [CLICK HERE](#)



(U) Map of school shootings in the US between January 2008 and August 2013.

The JRIC Snapshot

From January 2008 to August 2013, 85 school shootings took place across the United States involving 97 attackers.* Incidents analyzed met the definition of targeted school violence, including gang-related shootings. “Targeted violence” is any incident of violence where an attacker selects a particular target prior to the violent attack. The number of incidents peaked at 29 in 2009 and have decreased to an average of 14 per year; two incidents have occurred this year to date.

US School Shootings

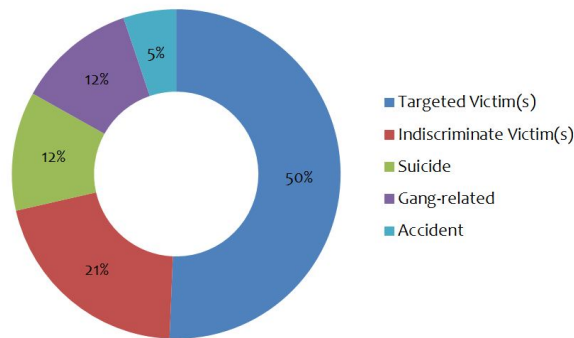
- Incidents took place in 29 states, with the majority of states experiencing one to three incidents over the past five years.
- California had the highest incidence of active shooters at schools with 18 incidents, followed by Michigan with seven incidents, and Tennessee with six incidents.
- Forty-four incidents took place at high schools, 20 at universities/colleges, and 20 at elementary/middle schools.

Weapons Used At School Shootings

- Sixty-four percent of the incidents involved small arms, 11 percent of incidents involved multiple weapons. An unknown firearm was involved in 25 percent of incidents.

* **Source Summary:** The data in this product was derived from open source reporting on 85 school shooting incidents. Potential weakness of the dataset arises from the lack of national media coverage on each school shooting incident; incomplete information on shooter motive, demographics, age, firearm used, and resolution of incident for each incident analyzed; and potential incomplete reporting of school shootings. The definition of “targeted violence” was informed by “The Final Report and Findings of the Safe School Initiative: Implications for the Prevention of School Attacks in the United States,” published May 2002.

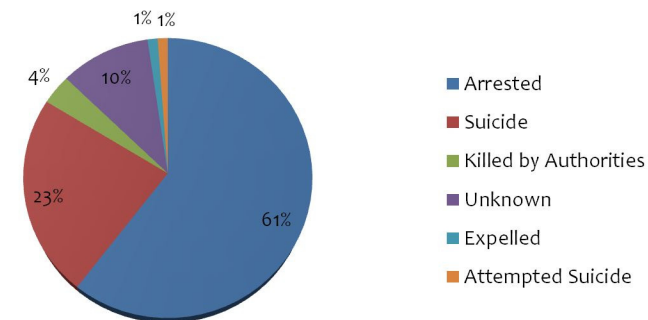
School Shooting Victims



- In half of the active shooter incidents, victims were targeted. In 21% of incidents, indiscriminate victims were killed or wounded.
- In 52% of cases, one or more victims were killed. In the remaining incidents 41% victims were wounded but survived the shootings. In 8% of the shootings, shots were fired on campus but no one was killed nor injured.

Resolution of Incident

- In more than half the incidents, the offender was arrested by authorities; in a quarter of the incidents the attacker committed suicide before authorities arrived.



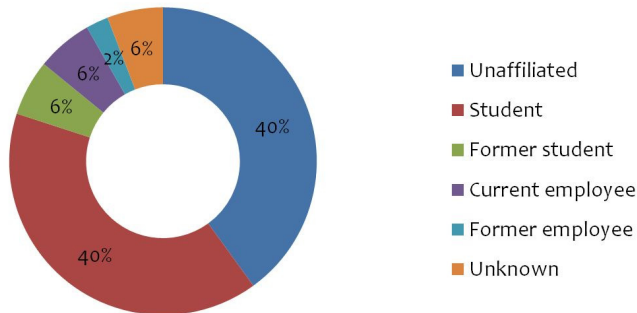
US SCHOOL SHOOTINGS: FIVE-YEAR ANALYSIS



For comments or questions, contact the JRIC by phone at (562) 345-1100 or e-mail jric@jric.org.

FOR FEEDBACK [CLICK HERE](#)

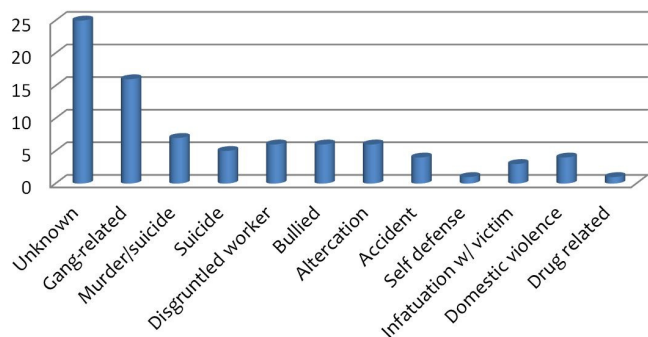
Shooter's Relationship to School



There is no “profile” of attackers who become active shooters. Shooters varied significantly in demographic and other characteristics.

- There was nearly an equal percentage of attackers who were students of the school and offenders who were unaffiliated with the school. In most cases, the attack was carried out by a single individual.
- The relationship type most often reported for targeted violence in schools was *acquaintance*; in more than 49 incidents the offender knew their victim(s).

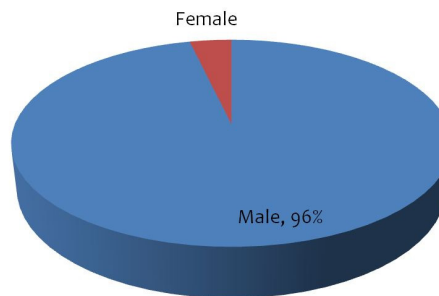
Motive of Shooter



- Offenders had a wide range of motives; the majority of “known” motives involved avenge for a perceived wrong, or a way to end pain and personal suffering through suicide.

A regional effort is underway to collect and catalogue school security plans to make them accessible to first responders during emergency response, including active shooter incidents. The goal of the initiative is to enhance tactical response capabilities of law enforcement and fire department personnel in responding to the scene. For information about school safety assessments and the initiative, contact JRIC by phone at (562) 345-1100 or e-mail jric@jric.org.

Gender of Shooter



- In 96% of the shootings, the attacker was male. In six incidents there were two to four male attackers. Females were only involved in three shootings.

- The majority of offenders were between 16-18 years old (31 percent), the second largest group were 13-15 year olds (23 percent). Offenders 30 years old or older accounted for 16 percent.

Age of Shooter

