

2000-2017 Active Shooter Incidents and Mass Killings In Schools

UNCLASSIFIED//FOR OFFICIAL USE ONLY



KEY OBSERVATION

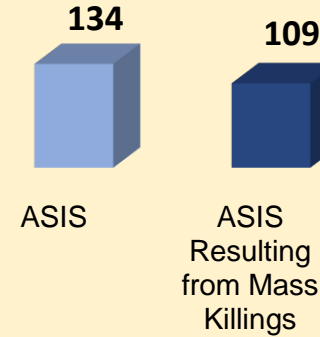
The number of active shooter incidents in schools (ASIS) has remained steady over the past 18 years, with an average of 2.8 shootings per year. ASIS are most likely to happen at the high school level or higher (37 out of 52). The average deaths from ASIS was 7.4; however, this includes the 2007 Virginia Tech shooting and the 2012 Sandy Hook Elementary School shooting, where 32 and 26 people died, respectively. Most of the deaths from ASIS resulted during incidents that met the threshold for a mass killing (81 percent).

ASIS INSTITUTION TYPE

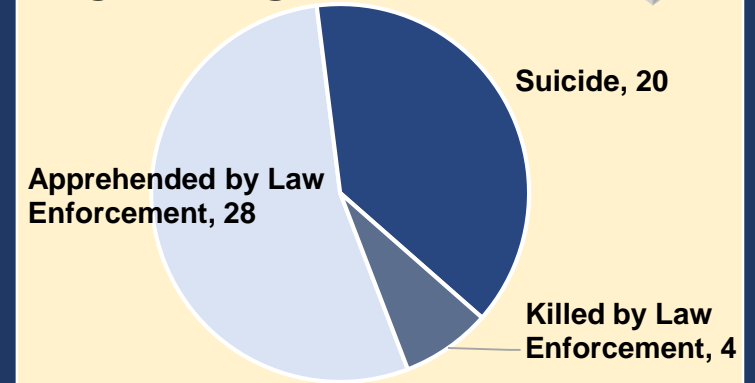
- 22 High Schools
- 15 Institutions of Higher Education
- 6 Middle Schools
- 6 Elementary Schools
- 3 Other*



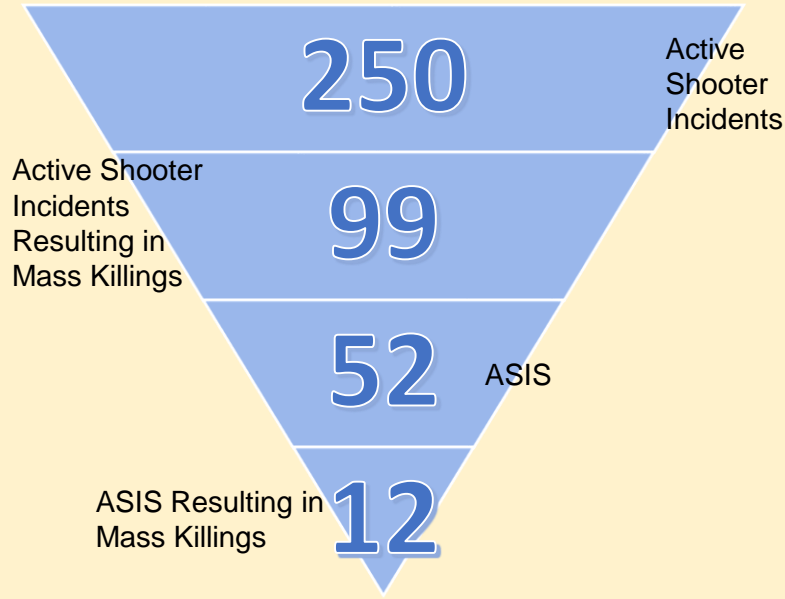
DEATHS BY INCIDENT TYPE



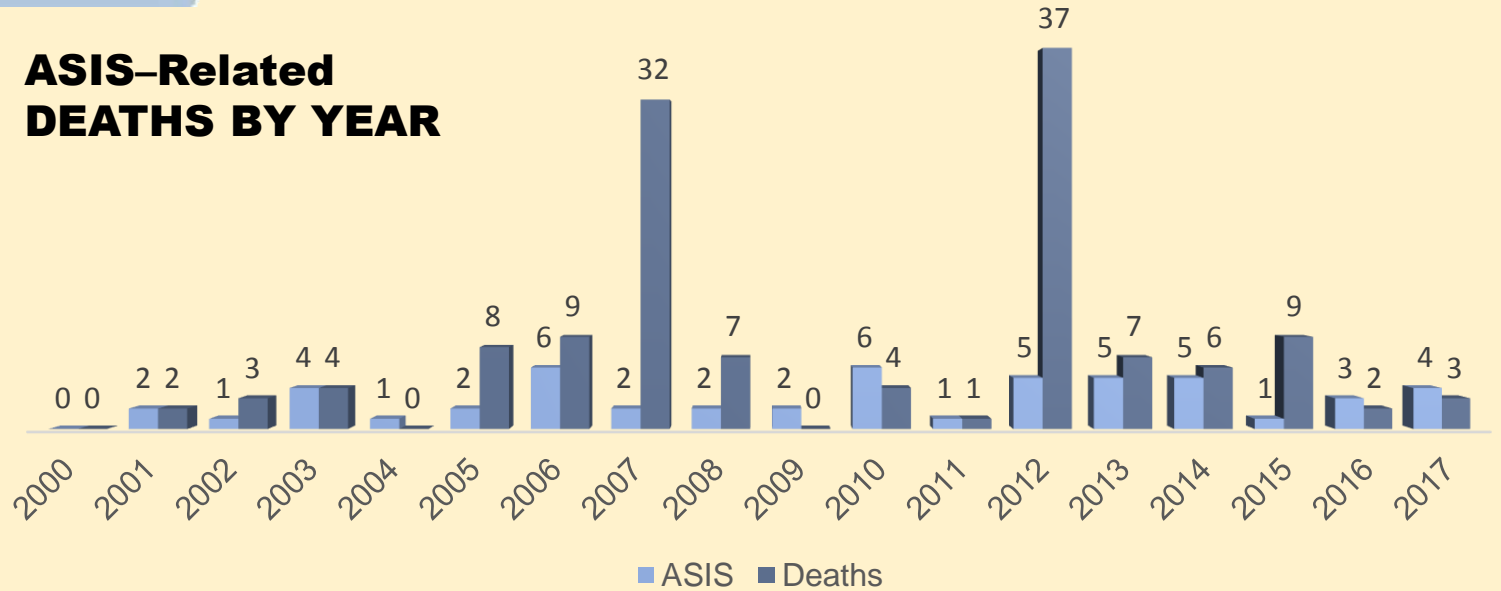
RESOLUTION OF INCIDENTS



ACTIVE SHOOTER INCIDENTS



ASIS-Related DEATHS BY YEAR



*There were two shootings during school board meetings and one shooting in an Amish school house.

Sources:

1. FBI; Publication; 2018; "Active Shooter Incidents in the United States in 2016 and 2017"; UNCLASSIFIED; UNCLASSIFIED; Multiple Sources.
2. FBI; Publication; 2016; "Active Shooter Incidents in the United States in 2014 and 2015"; UNCLASSIFIED; UNCLASSIFIED; Multiple Sources.
3. FBI; Publication; 2014; "A Study of Active Shooter Incidents in the United States Between 2000 and 2013"; UNCLASSIFIED; UNCLASSIFIED; Multiple Sources.

2000-2017 Active Shooter Incidents and Mass Killings In Schools

UNCLASSIFIED//FOR OFFICIAL USE ONLY



KEY OBSERVATION

Active shooter incidents in schools (ASIS) have occurred in 25 states, with California having the most incidents. Sixty-five percent of the incidents occurred in cities with a population of 100,000 or less. Fifty-four percent of the incidents occurred in cities with a population of 50,000 or less.

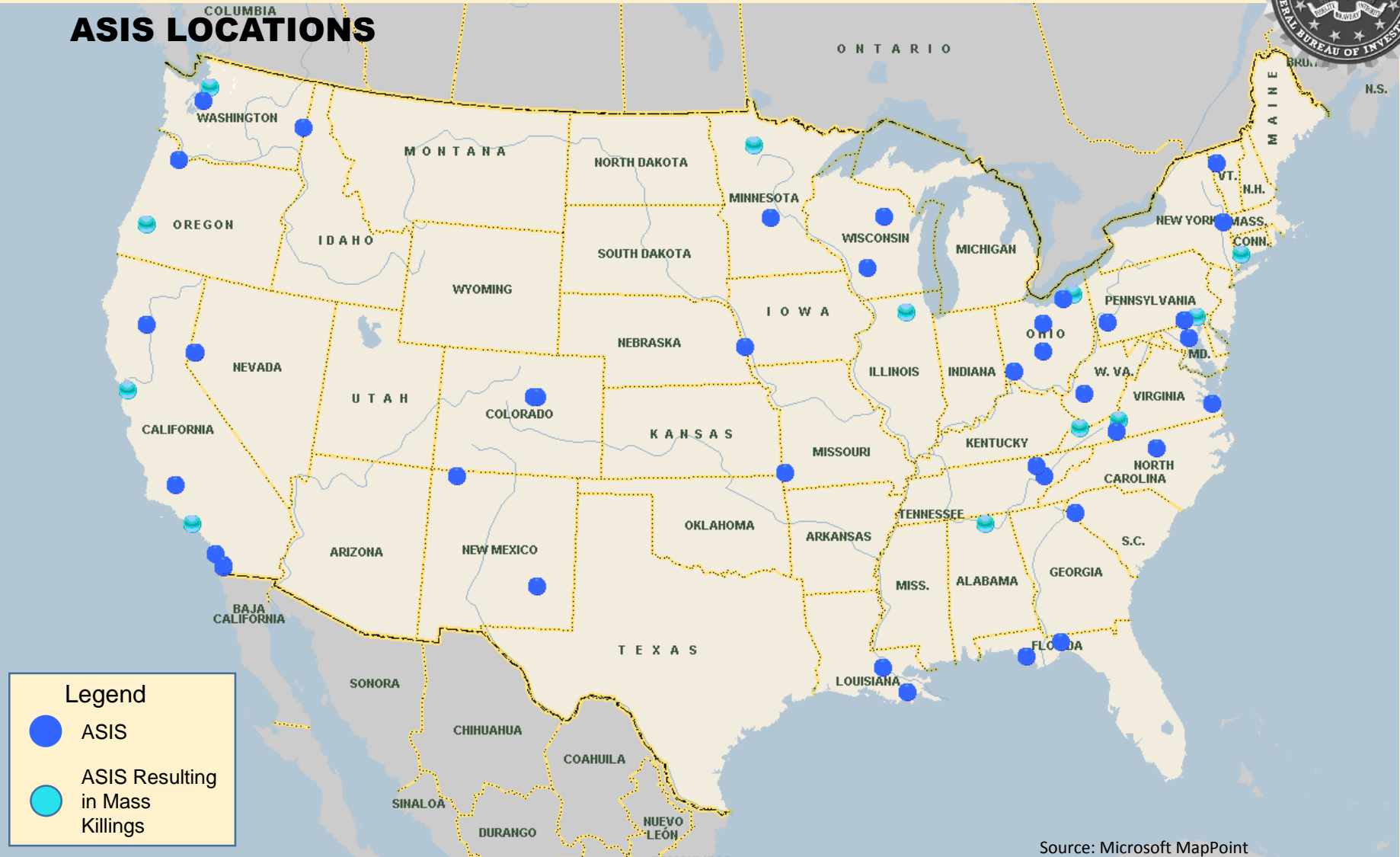
52 ASIS from 2000-2017

STATES WITH THE MOST INCIDENTS

- 7 California
- 6 Ohio
- 4 Virginia
- 3 Pennsylvania
- 3 Washington

34 ASIS occurred in cities with a population less than 100,000

ASIS LOCATIONS



Sources:

1. FBI; Publication; 2018; "Active Shooter Incidents in the United States in 2016 and 2017"; UNCLASSIFIED; UNCLASSIFIED; Multiple Sources.
2. FBI; Publication; 2016; "Active Shooter Incidents in the United States in 2014 and 2015"; UNCLASSIFIED; UNCLASSIFIED; Multiple Sources.
3. FBI; Publication; 2014; "A Study of Active Shooter Incidents in the United States Between 2000 and 2013"; UNCLASSIFIED; UNCLASSIFIED; Multiple Sources.