



# Critical Infrastructure Protection and Suspicious Activity Reporting

**Texas Department of Public Safety  
Intelligence & Counterterrorism Division**



# Texas Homeland Security Strategic Plan

- **GOAL**: Prevent terrorist attacks in Texas and prevent criminal enterprises from operating successfully in Texas
  - **OBJECTIVE**: Expand and enhance the statewide intelligence capability that reduces the threat of terrorism
    - **ACTION**: Expand and enhance multi-agency, multi-jurisdictional fusion capabilities throughout the state
    - **ACTION**: Employ the Texas Fusion Center and regional fusion centers to integrate homeland security-related information and intelligence across all agencies, jurisdictions and disciplines in Texas
    - **ACTION**: Enlist the homeland security community, including health services, agriculture, animal health, private sector, and other critical infrastructure stakeholders, as collectors and consumers of intelligence

**FOR OFFICIAL USE ONLY**



# Office of Infrastructure Protection



**Goal: Protect the state's Critical Infrastructure and Key Resources (CIKR) in support of the National Infrastructure Protection Plan.**

- **Develop Texas Infrastructure Protection Plan (TIPP) and appropriate Sector-Specific Plans.**
- **Coordinate with DHS, State Agencies, Local Governments, and the Private Sector to identify, validate, and update CIKR data within the State of Texas and develop appropriate strategies for protection and resiliency.**
- **Engage private sector partners through the Private Sector Advisory Council (PSAC) to implement CIKR protection.**
- **Advise the Governor or his/her designee on homeland security related issues pertaining to CIKR.**
- **Evaluate and assess threats, vulnerabilities and risks related to CIKR.**



# Working With Dam Owners & Operators



## Physical Security & Cyber Security

- All-threat risk & vulnerability assessments
- Information sharing
- Understand system vulnerabilities and interdependencies
- Suspicious activity reporting
- Trend analysis
- Incorporate industry needs into strategy
- Strategic level planning
- Champion activities to protect dam infrastructure and promote resilience



# Critical Infrastructure/Key Resources

## What is HSIN Texas Infrastructure Protection (HSIN-TIP)?

HSIN Texas Infrastructure Protection (HSIN-TIP) is a web-based, Sensitive But Unclassified (SBU) information sharing platform intended to connect all Infrastructure Protection mission partners in the State of Texas.

Information on this community of interest is not to exceed  
**UNCLASSIFIED//FOR OFFICIAL USE ONLY**  
and should not include any Law Enforcement Sensitive (LES) or Personally Identifiable Information (PII).

**National Terrorism Advisory System**  
NTAS  
NO ACTIVE ALERTS  
www.DHS.gov/alerts

**Safety Alert - Pipe Bomb Found on Lease Road, Newton County, TX**  
10/18/2012 16:14  
by Litto Paul Bacas  
Please see attached for photos. While making the daily route, a pumper discovered an object sitting on the side of a dirt road leading into a well site off Highway 12 in Newton County, TX. The device was an approximately 6" x 18"...

Type	Document Title	Name	Sector(s)	Date Created
Stolen MWD Drilling Equipment	Karnes_County_Flyer		Energy	10/10/2012
West Nile Virus SITREP	West Nile Virus Sitrep 01 080912		Healthcare & Public Health	8/9/2012
Situational Awareness Bulletin - Increase threats targeting CIKR	SAB 28 CIKR Threats		All Sectors	7/20/2012
Cyber Weekly - NYPD	Cyber_Weekly_Issue_25_2012		Chemical; Information Technology	7/17/2012
ICS-CERT Alert	(FOUO) Control Systems Internet Accessibility - ICS-ALERT-11-343-01A		Information Technology	6/21/2012
Concealment in Toys	PSTR-93786 (U FOUO) Weapons Concealment in Toys - 20120605 (FVEY)		All Sectors	6/18/2012
Modal Threat Assessment Air Cargo	MTA-84102 (U SSI) Air Cargo Threat Assessment EXT - 20120517		Transportation Systems	5/17/2012
Maritime Terrorism Threat Assessment	(U FGI CAN FOUO) HSA - US CAN - Maritime Terrorism Threat Assessment 04152011		Agriculture & Food; Transportation Systems	4/15/2011

The mission of the Texas Infrastructure Protection Community of Interest is to enhance the security of the State of Texas and its citizens through an all hazards approach by sharing information between federal, state, local jurisdictions, and the private sector to effectively and efficiently help the State mitigate against, prepare for, respond to, and recover from emergencies or disasters pertaining to critical infrastructure/key resources.

**Subscription Links**  
FOUO Alerts    More FOUO Content

**Search**  
This site

**Console**

### HSIN-TIP:

- Improves situational awareness.
- Facilitates collaboration between public and private sectors.
- Connects partners to both State-centric and nationwide Infrastructure Protection resources.
- Connects users to HSIN-CS where they can get Sector-specific CIP information from a National perspective.



# HSIN-CS Dam Community of Interest



- HSIN National Dam Community of Interest
- Tools/Resources
  - SAR Reports
  - Patriot Reports
  - Intel Bulletins
  - Cybersecurity
  - Reference Library
  - Discussion Forum



FOR OFFICIAL USE ONLY





# Threat Liaison Officer Program (In Development)



- **Statewide All Threats Enterprise**
  - Austin Regional Intelligence Center
  - Dallas PD Fusion Center (MOSAIC)
  - El Paso PD Fusion Center (MATRIX)
  - Houston Regional Intelligence Service Center
  - North Central Texas Fusion Center
  - Southwest Texas Fusion Center
  - Texas Fusion Center
- A Threat Liaison Officer (TLO) is anyone working closely within the public safety/homeland security community who has been through an approved fusion center liaison officer training

**FOR OFFICIAL USE ONLY**



# Threat Liaison Officer Program (In Development)



- Program will provide participants an effective means of sharing information related to local and regional criminal threats, suspicious activity, and large scale incidents.
- This program will integrate participants into a statewide system of resources through a process of combining local fire and law enforcement agencies, emergency management, federal and state partners, and key private organizations into an effective and sustainable two-way flow of information





# Threat Liaison Officer Program (In Development)



- Facilitate the exchange of information between TxFC and stakeholders within our area of responsibility
- Benefits of a robust, multidisciplinary TLO program
  - Improve the quality and efficiency of information exchange between TxFC, local first responder communities and national level intelligence/law enforcement agencies
  - Increase awareness of terrorism and criminal indicators, in accordance with applicable privacy and civil rights/civil liberties
  - Increase opportunities to detect, deter, and prevent crime and terrorist threats
  - Increase participation in TxFC activities for non-law enforcement partners
  - Develop a network of subject-matter experts (SME)

**FOR OFFICIAL USE ONLY**



# Suspicious Activity Report

- Participants in Nationwide SAR Initiative

- Methods of Reporting

- Community Member
- Private Sector
- INT-7 Field Interview Card
- Law Enforcement

- Future of SARs

- Automate THP Reporting
- Integrate into analytical process
- Geospatial Mapping
- Statewide All Threats Enterprise

(Austin Regional Intelligence Center, Dallas PD Fusion Center (MOSAIC), El Paso PD Fusion Center (MATRIX), Houston Regional Intelligence Service Center, North Central Texas Fusion Center, Southwest Texas Fusion Center, Texas Fusion Center)

[www.iwatchTX.org](http://www.iwatchTX.org)

The screenshot shows the iWATCH website header with the text "iWATCH the Official Community Reporting Website of the Department of Public Safety" and the URL "www.iwatchTX.org". Below the header is a banner image featuring the Texas State Capitol and American flags. The main content area includes a "Welcome" message, a small DPS logo, and a paragraph explaining the site's purpose: "Welcome to the DPS iWATCH website, where you can report suspicious activities or behaviors that may indicate criminal or terrorist activity." It also states that the site is not for emergencies (call 911), reports are reviewed by analysts, and provides contact information for anonymous reports: "contact DPS at 1-866-786-5972". A final line notes: "The report should take less than 5 minutes to complete."



# Benefits of TrapWire in the Fusion Center



- Access to a predictive analysis system designed to detect patterns of terrorist pre-attack surveillance and logistical planning before an attack
- Unique capacity to compare suspicious activity reporting with other major threat areas in America and abroad, to include Los Angeles, Las Vegas, London, and New York for greater situational awareness and information sharing
- A training program which will allow fusion center personnel to be better prepared to collect, analyze and interpret suspicious activity. This enhanced capability will allow TxFC personnel to better detect warning of pending attack/threat and notify the appropriate officials in order to prevent major crimes and acts of terrorism
- An interactive and intuitive on-line reporting method for community members (public) and other collectors (LE – Private Sector) to report suspicious activity to TxFC

**FOR OFFICIAL USE ONLY**





# Suspicious Activity Reporting: Indicators and Behaviors

Behaviors	Descriptions
<b>Potential Criminal or Noncriminal Activities Requiring Additional Information During Investigations</b>	
Eliciting Information	Questioning individuals at a level beyond mere curiosity about particular facets of a facility's or building's purpose, operations, security procedures, etc., that would arouse suspicion in a reasonable person.
Testing of Security	Interactions with or challenges to installations, personnel, or systems that reveal physical personnel or cybersecurity capabilities
Recruiting	Building operations teams and contacts, personnel data, banking data, or travel data.
Photography	Taking pictures or video of facilities, buildings, or infrastructure in a manner that would arouse suspicion in a reasonable person. Examples include taking pictures or video of infrequently used access points, personnel performing security functions (patrols, badge/vehicle checking), security-related equipment (perimeter fencing, security cameras), etc. All reporting on photography should be done within the totality of the circumstances.
	Demonstrating unusual interest in facilities, buildings, or infrastructure beyond mere casual or professional (e.g., engineers) interest such that a reasonable person would consider the activity suspicious. Examples include observation through binoculars, taking notes, attempting to measure distances, etc.
Observation/Surveillance	Acquisition of unusual quantities of precursor materials such as cell phones, pagers, fuel, and timers, such that a reasonable person would suspect possible criminal activity.
Material Acquisition/Storage	Attempts to obtain or conduct training in security concepts ( military weapons or tactics) or other unusual capabilities that would arouse suspicion in a reasonable person.
Acquisition of Expertise	Discovery of unusual amounts of weapons or explosives that would arouse suspicion in a reasonable person.
Weapons Discovery	Actions associated with a characteristic of unique concern to specific sectors (such as the public health sector) with regard to their personnel, facilities, systems, or functions
Sector-Specific Incident	<b>Defined Criminal Activity and Potential Terrorism Nexus Activity</b>
Breach/Attempted Intrusion	Unauthorized personnel attempting to enter or actually entering a restricted area or protected site. Impersonation of authorized personnel (e.g., police/security, janitor).
Misrepresentation	Presenting false or misusing insignia, documents, and/or identification to misrepresent one's affiliation to cover possible illicit activity.
Theft/Loss/Diversion	Stealing or diverting something associated with a facility/infrastructure (e.g., badges, uniforms, identification, emergency vehicles, technology, or documents [classified or unclassified] which are proprietary to the facility).
Sabotage/Tampering/Vandalism	Damaging, manipulating, or defacing part of a facility/infrastructure or protected site.
Cyberattack	Compromising or attempting to compromise or disrupt an organization's information technology infrastructure.
Expressed or Implied Threat	Communicating a spoken or written threat to damage or compromise a facility/infrastructure.
Aviation Activity	Operation of an aircraft in a manner that reasonably may be interpreted as suspicious or posing a threat to people or property. May or may not be in violation of Federal Aviation Regulations.

**FOR OFFICIAL USE ONLY**



# Suspicious Activity Report

- **What information should be included when documenting a suspicious activity?**

It is important to include all information obtained so that the full context of the incident is apparent to anyone who reviews the report. This includes detailed descriptions of people, vehicles, facilities, etc. It is also important to include your or complainant's information (name, phone number, etc.) if available.

- **When completing a suspicious activity report (SAR), individuals must remember the following:**

- The information for the SAR must be legally obtained
- The information submitted must be relevant to the identification of the subject or the subject's criminal conduct or activity.
- The information gathered cannot be based solely on the political, religious, or social views, associations, or activities of any individual or any group.





# Suspicious Activity Report

- About the NSI
- Items of Interest
- Program Management Office
- NSI Partners
- Implementation Map
- Online SAR Training**
- On-Site SAR Training
- Resources
- Contact Us
- Help Desk and Knowledge Base
- Report Line Officer Training
- NCIRC.gov**

## Online SAR Training for Law Enforcement and Hometown Security Partners

The NSI training strategy is a multifaceted approach designed to increase the effectiveness of state, local, and tribal law enforcement and public safety professionals and other frontline partners in identifying, reporting, evaluating, and sharing pre-incident terrorism indicators to prevent acts of terrorism. To increase the effectiveness of this multifaceted approach, the NSI has developed training programs for frontline officers and hometown security partners regarding documented and verified behaviors and indicators that, when viewed in the totality of circumstances, may indicate terrorism-related criminal activity. Both the SAR Line Officer Training and each sector-specific SAR Hometown Security Partners Training discuss how to report identified suspicious activity to the proper authorities while maintaining the protection of citizens' privacy, civil rights, and civil liberties.



[Line Officer](#)



[Private Sector Security](#)



[Fire/EMS](#)



[Probation, Parole, and Corrections Training](#)



[Public Safety Telecommunications Training](#)



[Emergency Management Training](#)

**FOR OFFICIAL USE ONLY**





# Bidirectional Information Sharing

PR

EMENT

LAW

Info  
mod

CTOR


ends,  
ments

**SAR Summary:** Two men posing as members of the Cherokee Nation have been targeting local power plants. They are dressed in Native American attire. Subjects will ask for donations and claim the donation will be given to the managers. Subjects have been reported in Seattle in April 2013. (SAR received from [redacted])

Subjects have been targeting local power plants in Texas. They are dressed in Native American attire. Subjects will ask for donations and claim the donation will be given to the managers. Subjects have been reported in Seattle in April 2013. (SAR received from [redacted])

FOR OFFICIAL USE ONLY

---




Texas Department of Public Safety, Intelligence and Counterterrorism Division – Texas Fusion Center


**Infrastructure Protection Bulletin**

June 14, 2013


### Scrap Metal Thieves Posing as Cherokee Nation Members Seeking “Donations”



Michael George,  
aka “Michael Littlebear”  
5’5” – 200 pounds  
Brown Hair  
Blue Eyes



Jim Costa,  
aka “Joe Wolf”  
5’8” – 200 pounds  
Black Hair  
Brown Eyes



White Ford F350  
Texas Plate #AR40654  
  
18’ Delta Box Trailer  
Oklahoma Plate # 2P0-422

**Details**

(FOUO) Two men posing as members of the Cherokee Nation are employing a charity ruse to steal large amounts of copper and other scrap metal from companies and utilities in Texas. The activities of Michael George, aka “Michael Littlebear,” and Jim Costa, aka “Joe Wolf,” have been reported most recently in Seattle, Washington and Lewiston, Maine, where they have previously been arrested with stolen metals and Native American trinkets used in their theft scheme. <sup>i</sup> <sup>ii</sup> <sup>iii</sup> <sup>iv</sup> Reporting indicates that the two men, both of whom have ties to the Dallas/Fort Worth region, are now operating the scheme in Texas in search of copper and scrap metal in general.

(U) Anyone who encounters these two individuals is encouraged not to cooperate, to call police and also to report the matter to the Texas Fusion Center via [www.iwatchtx.org](http://www.iwatchtx.org). Law enforcement officers who encounter these individuals are encouraged to promptly investigate further for evidence of metal theft.



# Online Suspicious Activity Report

**Texas Department of Public Safety**  
 Courtesy ~ Service ~ Protection

DPS HOME SERVICES EMPLOYMENT ABOUT US

Search DPS

**DPS Recruiting**

**Driver License**

**Suspicious Activity**

**DPS News**

**Help keep Texas safe:**

.....Report suspicious activity to the Texas Fusion Center.

**Top DPS Links**

- Concealed Handgun
- Controlled Substances
- Crime Records
- DPS Forms
- Emergency Management
- Private Security
- Texas 10 Most Wanted
- THP Citation Search

**General Info** | **Agency Info**

- Amber & Related Alerts
- [Border Security information](#)
- Child Passenger Safety
- Communications/SWIC
- Crime Statistics
- Highway Patrol
- Identity Theft
- Missing Persons Clearinghouse
- Motorcycle/ATV Safety
- Occupant Restraint
- Sex Offender Registry Search
- Stranded Motorist Hotline
- Texas Rangers Division
- Vehicle Inspection (Air Check)
- Victim Services

**NOTE**  
 Received a call from a telemarketer claiming to represent DPS? [Click here](#)

Twitter Facebook RSS

Accessibility | Site Policies | TRAIL | TSIEC | Report Fraud, Waste or Abuse | American Recovery and Reinvestment ACT | Outlook Web Access | ETA Time Entry | Texas Homeland Security | Public Information Act | Compact with Texans | Espanol | The Governor's Committee on People with Disabilities | Personnel Complaint Process (Espanol) | Customer Survey | Texas Fusion Center Privacy Policy | texas.gov

© 2000-2011 Texas Department of Public Safety.



[www.txdps.state.tx.us](http://www.txdps.state.tx.us)

[www.iwatchTX.org](http://www.iwatchTX.org)

**LAW ENFORCEMENT SENSITIVE**



# Online Suspicious Activity Report

iWATCH the Official Community Reporting Website of the Department of Public Safety

[www.iwatchTX.org](http://www.iwatchTX.org)



## Welcome



Welcome to the **DPS iWATCH** website, where you can report **suspicious activities** or behaviors that may indicate criminal or terrorist activity.

This site is **not** designed to report emergencies. If this is an emergency, call **911**.

Every report will be reviewed by analysts. Providing your contact information is required to ensure that DPS personnel can contact you to follow up with additional questions. If you prefer to make an anonymous report, contact DPS at **1-866-786-5972**.

The report should take less than **5 minutes** to complete.

Please click the button below to indicate that you agree to these terms, and to complete the report.

**I Agree**

[Cancel](#)

if you  
**SEE**  
something  
**SAY**  
something

**LAW ENFORCEMENT SENSITIVE**






# Online Suspicious Activity Report – Contact Information

**iWATCH** the Official Community Reporting Website of the Department of Public Safety  
[www.iwatchTX.org](http://www.iwatchTX.org)

**iWATCH**  
iREPORT i KEEP US SAFE

### Person Reporting



Please enter your contact information, then click "Next" to proceed.

- This contact information will be used by the Texas Department of Public Safety to follow up with you on any questions regarding your report.
- Reports with no contact information will not be accepted.


\* Your Name

\* Street Address (no P.O. Boxes)

\* City  \* State TX  \* Zip

\* Telephone

Email

[Previous](#)  [Next](#)

**LAW ENFORCEMENT SENSITIVE**




# Online Suspicious Activity Report – Date/Time/Involved

**iwATCH** the Official Community Reporting Website of the Department of Public Safety  
[www.iwatchTX.org](http://www.iwatchTX.org)

**iwATCH**  
iREPORT I KEEP US SAFE

### Basic Information




Please provide some basic information about the incident.

- If you observed the same activity on more than one occasion, select the most recent date/time.

\* When did the suspicious activity occur? 1/24/2013 at 6 : 40 AM

How many people were involved? 0

How many vehicles were involved? 0

Previous  Next

**LAW ENFORCEMENT SENSITIVE**




# Online Suspicious Activity Report - Location

**iWATCH** the Official Community Reporting Website of the Department of Public Safety  
[www.iwatchTX.org](http://www.iwatchTX.org)

**iWATCH**  
iREPORT iKEEP US SAFE

### Location

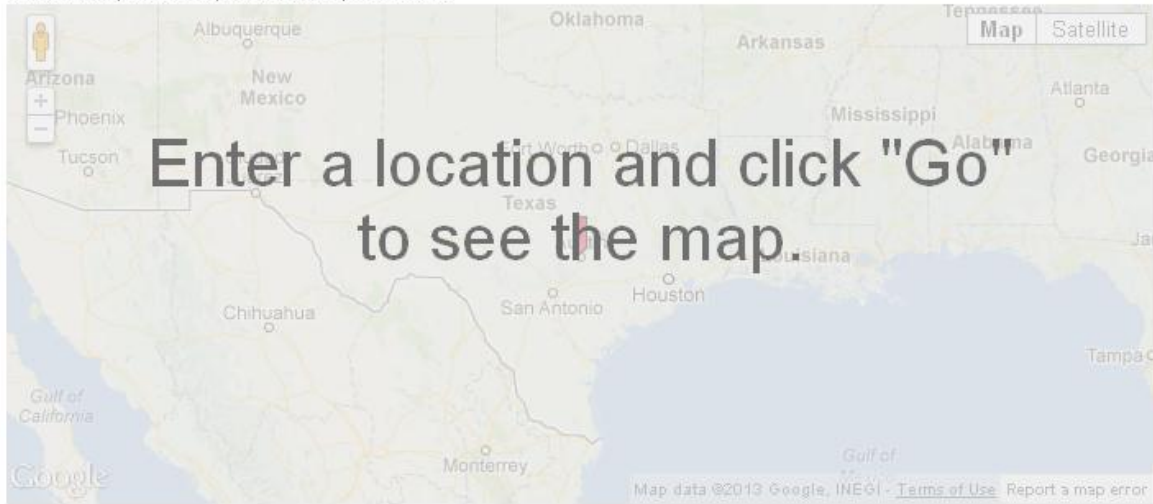


Please enter the location of the suspicious activity in the "Address" field and click "Go."

- You may drag the indicator on the map to specify a more precise location.
- You can zoom the map in and out with the '+' and '-' buttons.
- If you cannot provide an exact address, enter an approximate location. (You will be able to specify more details later.)


\* Location of Activity:  **Go** Reset

Street Address, Intersection, Business Name, or Landmark



**Enter a location and click "Go" to see the map.**

Map data ©2013 Google, INEGI - Terms of Use Report a map error

**Previous**  **Next**

**LAW ENFORCEMENT SENSITIVE**





# Online Suspicious Activity Report – Person Information (Description)

**iwATCH** the Official Community Reporting Website of the Department of Public Safety  
www.iwatchTX.org

**PersonPrint® 1**

Please describe this individual.

- Use the large blue buttons on the right to make your selections.
- To change a characteristic you have already selected, click on the label (e.g., "Gender") in the left column.
- If you have indicated that more than one person was involved, you will be asked for this information about each individual.

Gender: Gender

Height:

Build:

Age:

Primary Hair Color:

Secondary Hair Color:

Facial Hair:

Facial Hair Color:

Complexion:

Glasses:

Do you know the person's name or address?

Comments (clothing, distinguishing features, accessories such as bags, cameras and other notables, etc.):

[Check Spelling](#)

PreviousNext

**LAW ENFORCEMENT SENSITIVE**



# Online Suspicious Activity Report – Person Information (PII)

iWATCH the Official Community Reporting Website of the Department of Public Safety

www.iwatchTX.org



PersonPrint® 1



Please describe this individual.

- Use the large blue buttons on the right to make your selections.
- To change a characteristic you have already selected, click on the label (e.g., "Gender") in the left column.
- If you have indicated that more than one person was involved, you will be asked for this information about each individual.

Gender:

Height:

Build:

Age:

Primary Hair Color:

Secondary Hair Color:

Facial Hair:

Facial Hair Color:

Complexion:

Glasses:

Do you know the person's name or address?

Name and Address

Last Name

First Name

Middle Name

Street Number and Name

City

State

ZIP

Comments (clothing, distinguishing features, accessories such as bags, cameras and other notables, etc.):

Check Spelling

Previous



Next

**LAW ENFORCEMENT SENSITIVE**




# Online Suspicious Activity Report – Vehicle Information

**iWATCH** the Official Community Reporting Website of the Department of Public Safety  
[www.iwatchTX.org](http://www.iwatchTX.org)

**iWATCH**  
iREPORT I KEEP US SAFE

**VehiclePrint® 1**



Please describe this vehicle.

- If you have indicated that more than one vehicle was involved, you will be asked for this information about each one.

Plate:  Type:

Country:  Color:


State:  Interior Color:

Make:  Age:

Model:  Condition:

Distinguishing Characteristics (Bumper stickers, damage, etc.):

[Check Spelling](#)

[Previous](#)  [Next](#)

**LAW ENFORCEMENT SENSITIVE**



# Online Suspicious Activity Report - Activity

**iWATCH** the Official Community Reporting Website of the Department of Public Safety  
www.iwatchTX.org

**iWATCH**  
iREPORT i KEEP US SAFE

**Narrative/Comments**

Please enter a description of what you saw, including why you believe the activity was suspicious.

\* How suspicious was the activity?

\* Was the person (or persons) attempting to conceal their behavior?

\* Describe what you saw:

[Check Spelling](#)

[Previous](#) [Next](#)


**LAW ENFORCEMENT SENSITIVE**






# Online Suspicious Activity Report - Attachments

**iWATCH** the Official Community Reporting Website of the Department of Public Safety  
[www.iwatchTX.org](http://www.iwatchTX.org)











### Attachments



If you have any photo, video, or audio files of the people, vehicles, or activity, click below to upload them. Attachments are limited to 50MB.

- You can indicate which person or vehicle is shown in each attachment.

**LAW ENFORCEMENT SENSITIVE**



# Online Suspicious Activity Report – Review and Submit

iWATCH the Official Community Reporting Website of the Department of Public Safety

[www.iwatchTX.org](http://www.iwatchTX.org)



Thank You

Thank you for submitting an iWATCH report!

Every report is an important piece of the puzzle and will be reviewed by trained the Texas Department of Public Safety personnel. If there are any questions regarding your report, the Texas Department of Public Safety personnel will follow up with you using the contact information you have provided.

[Return to the Texas Department of Public Safety online](#)

[Submit another iWATCH report](#)

if you  
**SEE**  
something  
**SAY**  
something

**LAW ENFORCEMENT SENSITIVE**





# Contact Information

## •Watch Center

–512-424-7981 or 1-866-786-5972

–[TXFusionCenter@dps.texas.gov](mailto:TXFusionCenter@dps.texas.gov)

## •SAR Manager

–Lexi Quinney

Office: 512-424-2752

Mobile: 512-845-4958

[Lexi.Quinney@dps.texas.gov](mailto:Lexi.Quinney@dps.texas.gov)

## •Critical Infrastructure Protection Program

–Dave Jackson

Office: 512-424-7104

Mobile: 512-217-2983

[David.Jackson@dps.texas.gov](mailto:David.Jackson@dps.texas.gov)

**For Official Use Only**